

**BARBECUES :
3 SERIES PREMIUM -
PREMIUM S - PREMIUM W**



3 SERIES PREMIUM



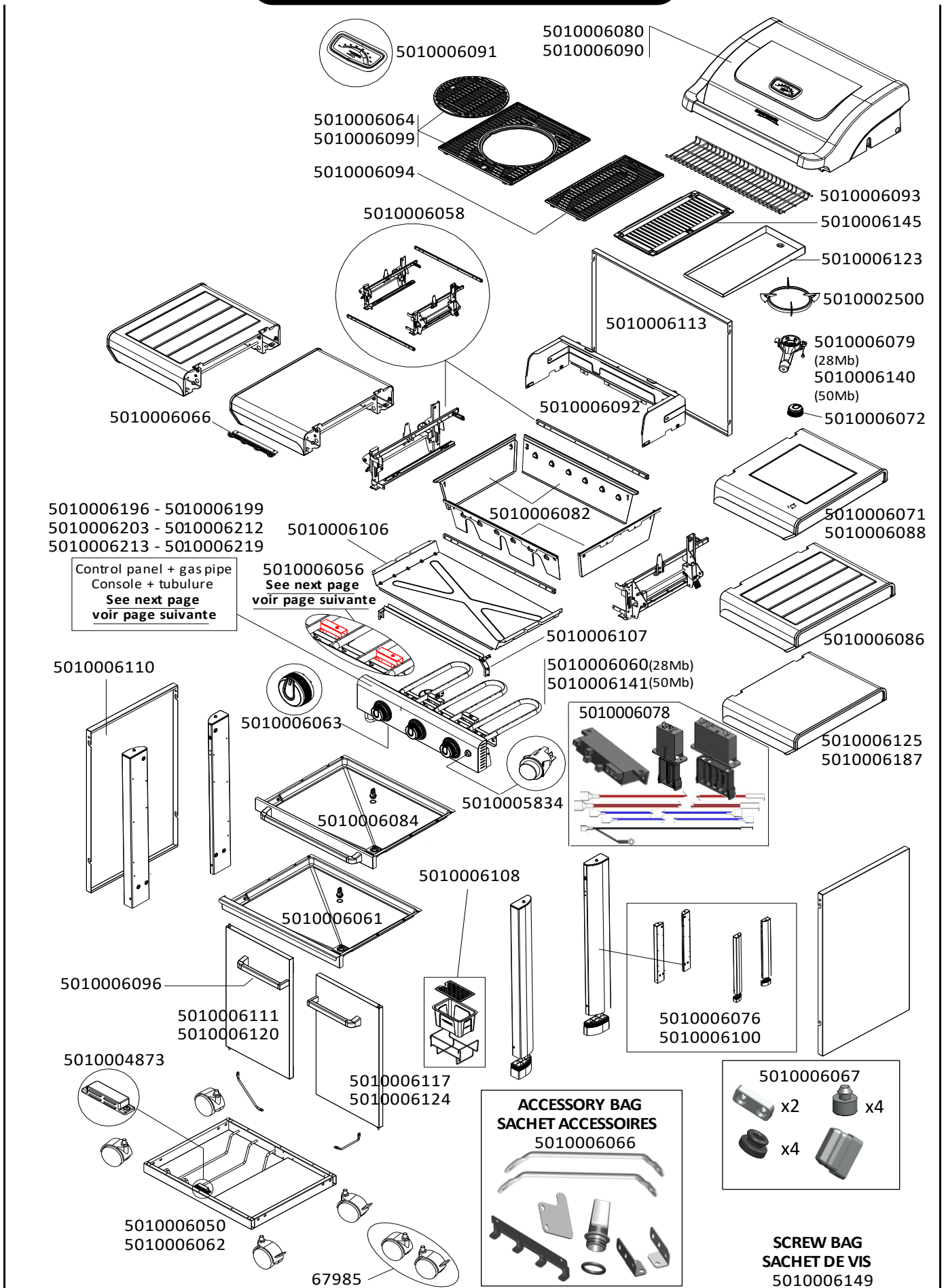
3 SERIES PREMIUM S



3 SERIES PREMIUM W



**BARBECUES :
3 SERIES PREMIUM -
PREMIUM S - PREMIUM W**


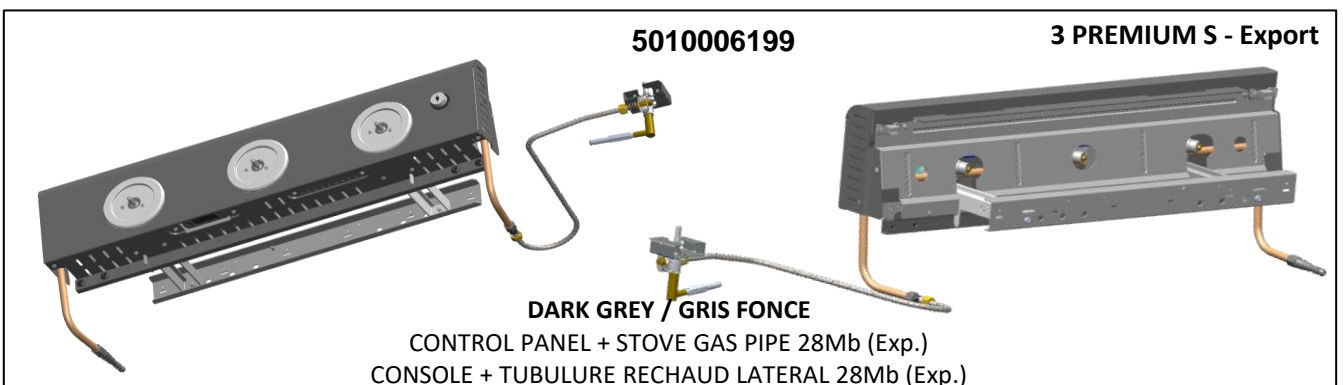



BARBECUES :
3 SERIES PREMIUM -
PREMIUM S - PREMIUM W

5010006196 - 5010006199 - 5010006203

6010006212 - 5010006213 - 5010006219

CONTROL PANELS + GAS PIPE / CONSOLE + TUBULURE GAZ



**BARBECUES :
3 SERIES PREMIUM -
PREMIUM S - PREMIUM W**

5010006213 **3 PREMIUM S - De**

BLACK / NOIR
CONTROL PANEL + STOVE GAS PIPE 50Mb (De)
CONSOLE + TUBULURE RECHAUD LATERAL 50Mb (De)

5010006219 **3 PREMIUM - Ch**

DARK GREY / GRIS FONCE
CONTROL PANEL + GAS PIPE 28Mb (Ch)
CONSOLE + TUBULURE 28Mb (Ch)

5010006056
5 ELECTRODES + 2 HOUSINGS + 2 SCREWS
5 ELECTRODES + 2 SUPPORTS + 2 VIS

x 2
+ 2 Screws / Vis

Flat connector
Connecteur plat

L = 400 mm **2**
L = 600 mm **1**

L = 750 mm
L = 750 mm

Round connector
Connecteur rond

L = 400 mm

BARBECUES : 3 SERIES PREMIUM - PREMIUM S - PREMIUM W



SPARE PARTS REF.	POINTS	EN DESCRIPTIONS	FR DESCRIPTIONS	3 SERIES PREMIUM	3 SERIES PREMIUM S	3 SERIES PREMIUM W
67985	90	SET OF WHEELS (x2)	ENSEMBLE ROUES (x2)	X	X	X
5010002500	50	SIDE STOVE PAN SUPPORT	SUPPORT DE CASSEROLE RECHAUD LATERAL		X	
5010004873	50	MAGNETS (X2)	AIMANTS (X2)	X	X	X
5010005834	40	PUSH BUTTON ELECTRONIC IGNITOR	BOUTTON POUSSOIR TRAIN D'ETINCELLES	X	X	X
5010006050	250	CHASSIS (SHINY)	CHASSIS (BRILLANT)	X	X	
5010006056	100	ELECTRODES + HOUSINGS KIT	ELECTRODES + SUPPORTS KIT	X	X	X
5010006058	650	BASE FRAME	BASE SUPPORT DE CUVE	X	X	X
5010006060	100	STAINLESS STEEL BURNER 28Mb	BRULEUR INOX 28Mb	X	X	X
5010006061	200	GREASE DRAWER + PLASTIC PLUG + SEALING WASHER - LIGHT GREY	TIROIR A GRAISSE + BOUCHON + JOINT - GRIS CLAIR	X	X	X
5010006062	250	CHASSIS (MATTE)	CHASSIS (MAT)		X	X
5010006063	80	KNOB (X2) - CHROMED	VOLANT (X2) - CHROME	X	X	X
5010006064	280	ENAMELLED CAST IRON GRID (FRAME + CIRCLE) - SEMI SHINY	GRILLE FONTE EMAILLEE (CADRE + CERCLE) - SEMI BRILLANTE	X	X	
5010006066	130	ACCESSORY BAG	SACHET ACCESSOIRES	X	X	X
5010006067	70	KIT SILICONE PADS FOR LID AND SIDE TABLE + DOOR WASHERS	KIT PATINS POUR COUVERCLE ET TABLETTE LATERALE + RONDELLES POUR PORTES	X	X	X
5010006071	320	SIDE BURNER TABLE - DARK GREY	ETAGERE RECHAUD LATERAL - GRIS		X	
5010006072	50	KNOB FOR SIDE STOVE	VOLANT POUR RECHAUD LATERAL		X	
5010006076	320	KIT LEGS (X4)	KIT PIEDS (X4)	X	X	
5010006078	180	ELECTRONIC IGNITION BOXES 2 AND 3 OUTLETS WITH CONNECTION WIRES	BOITIERS ALLUMAGE ELECTRONIQUE 2 ET 3 SORTIES AVEC CABLES DE CONNECTION	X	X	X
5010006079	90	BURNER WITH ELECTRODE FOR SIDE STOVE - 28MB	BRULEUR AVEC ELECTRODE POUR RECHAUD LATERAL - 28MB		X	
5010006080	530	LID WITH THERMOMETER - DARK GREY	COUVERCLE AVEC THERMOMETRE - GRIS FONCE	X	X	
5010006082	260	KIT OF REMOVABLE PARTS (FIREBOX)	KIT DE PARTIES AMOVIBLES (CUVE)	X	X	X
5010006084	220	GREASE DRAWER WITH HANDLE + PLASTIC PLUG + SEALING WASHER - DARK GREY	TIROIR A GRAISSE AVEC POIGNEE + BOUCHON + JOINT - GRIS FONCE		X	
5010006086	340	SIDE TABLE - BLACK	ETAGERE - NOIR			X
5010006088	330	SIDE BURNER TABLE - BLACK	ETAGERE RECHAUD LATERAL - NOIR		X	
5010006090	530	LID WITH THERMOMETER - BLACK	COUVERCLE AVEC THERMOMETRE - NOIR		X	X
5010006091	130	THERMOMETER WITH 2 CHROMED AND BLACK BEZELS	THERMOMETRE AVEC 2 CADRANS CHROME ET NOIR	X	X	X
5010006092	120	WINDSHIELD	PAREVENT	X	X	X
5010006093	80	WARMING GRID	GRILLE DE MIJOTAGE	X	X	X
5010006094	170	ENAMELLED CAST IRON GRID - SEMI SHINY	GRILLE FONTE EMAILLEE - SEMI BRILLANTE	X	X	
5010006096	50	STEEL DOOR HANDLE	POIGNEE DE PORTE EN ACIER	X	X	X
5010006099	320	ENAMELLED CAST IRON GRID (FRAME + CIRCLE) - SHINY	GRILLE FONTE EMAILLEE (CADRE + CERCLE) - BRILLANTE		X	X
5010006100	340	KIT LEGS (X4)	KIT PIEDS (X4)		X	X
5010006104	210	COOKING ENAMELLED CAST IRON GRIDDLE - SHINY	PLAQUE DE CUISSON FONTE EMAILLEE - BRILLANTE	X	X	
5010006106	70	HEAT SHIELD	PARE CHALEUR	X	X	X
5010006107	80	TROLLEY TOP REINFORCEMENT BAR	BARRE SUPERIEURE DE RENFORT	X	X	X
5010006108	70	WATER CONTAINER WITH FILTER AND WIRES	COMPARTIMENT A EAU AVEC FILTRE ET SUPPORT	X	X	X

BARBECUES : 3 SERIES PREMIUM - PREMIUM S - PREMIUM W



SPARE PARTS REF.	POINTS	EN DESCRIPTIONS	FR DESCRIPTIONS	3 SERIES PREMIUM	3 SERIES PREMIUM S	3 SERIES PREMIUM W
5010006110	80	LEFT OR RIGHT SIDE PANEL (BLACK)	PANNEAU LATERAL GAUCHE OU DROITE (NOIR)	X	X	X
5010006111	130	LEFT DOOR WITHOUT HANDLE - DARK GREY	PORTE GAUCHE SANS POIGNEE - GRIS FONCE	X	X	
5010006113	130	REAR PANEL (BLACK)	PANNEAU ARRIERE (NOIR)		X	
5010006117	130	RIGHT DOOR WITHOUT HANDLE - DARK GREY	PORTE DROITE SANS POIGNEE - GRIS FONCE	X	X	
5010006120	130	LEFT DOOR WITHOUT HANDLE - BLACK	PORTE GAUCHE SANS POIGNEE - NOIR		X	X
5010006123	200	COOKING ENAMELLED STEEL PLANCHA - MATTE	PLANCHA ACIER EMAILLE - MATE			X
5010006124	130	RIGHT DOOR WITHOUT HANDLE - BLACK	PORTE DROITE SANS POIGNEE - NOIR		X	X
5010006125	260	SIDE TABLE - BLACK	ETAGERE - NOIR		X	
5010006140	70	BURNER WITH ELECTRODE FOR SIDE STOVE - 50MB	BRULEUR AVEC ELECTRODE POUR RECHAUD MATERAL - 50MB		X	
5010006141	80	STAINLESS STEEL BURNER 50Mb	BRULEUR INOX 50Mb	X	X	
5010006145	200	COOKING ENAMELLED CAST IRON GRIDDLE - SHINY	PLAQUE DE CUISSON FONTE EMAILLEE - BRILLANTE		X	
5010006149	60	SCREW BAG	SACHET DE VIS	X	X	X
5010006187	260	SIDE TABLE - DARK GREY	ETAGERE - GRIS FONCE	X	X	
5010006196	480	CONTROL PANEL + GAS PIPE 28Mb G1/2 (Fr) - BLACK	CONSOLE + TUBULURE 28Mb G1/2 (Fr) - NOIR			X
5010006199	580	CONTROL PANEL + STOVE GAS PIPE 28Mb (Exp.) - DARK GREY	CONSOLE + TUBULURE RECHAUD 28Mb (Exp.) - GRIS FONCE		X	
5010006203	590	CONTROL PANEL + STOVE GAS PIPE 28Mb G1/2 (Fr) - DARK GREY	CONSOLE + TUBULURE RECHAUD 28Mb G1/2 (Fr) - GRIS FONCE		X	
5010006212	550	CONTROL PANEL + GAS PIPE 50Mb 1/4" (De) - DARK GREY	CONSOLE + TUBULURE 50Mb 1/4" (De) - GRIS FONCE	X		
5010006213	660	CONTROL PANEL + STOVE GAS PIPE 50Mb 1/4" (De) - BLACK	CONSOLE + TUBULURE RECHAUD 50Mb 1/4" (De) - NOIR		X	
5010006219	550	CONTROL PANEL + GAS PIPE 28Mb 1/4" (Ch) - DARK GREY	CONSOLE + TUBULURE 28Mb 1/4" (Ch) - GRIS FONCE	X		