

Predator XB273K

Quick Guide

Acer LCD Monitor Quick Start Guide (QSG)

Important safety instructions

Please read the following instructions carefully.

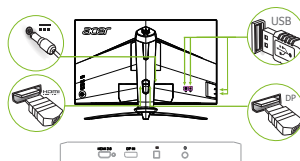
- To clean the LCD monitor screen:
 - Turn off the LCD monitor and unplug the power cord.
 - Spray a non-solvent cleaning solution onto a rag and clean the screen gently.
- Do not place the LCD monitor near a window. Exposing the monitor to rain, moisture or sunlight can severely damage it.
- Do not apply pressure to the LCD screen. Excessive pressure may cause permanent damage to the display.
- Do not remove the cover or attempt to service this unit yourself. An authorized technician should perform servicing of any nature.
- Store the LCD monitor in a room with a temperature of -20° to 60° C (-4° to 140° F). Storing the LCD monitor outside this range may result in permanent damage.
- Immediately unplug your monitor and call an authorized technician if any of the following circumstances occur:
 - Monitor-to-PC signal cable is frayed or damaged.
 - Liquid spills onto the LCD monitor or the monitor is exposed to rain.
 - The LCD monitor or case is damaged.

Attaching the monitor to the base

- Remove the monitor from the packaging.
- Attach the footstand to the base. (for selected models).
- Turn clockwise to lock. Ensure that the base is locked onto the stand. (for selected models)
- Secure the base to the stand by turning the screw using the integrated tab or a suitable coin. (for selected models)

Connecting your monitor to a computer

- Turn off your computer and unplug your computer's power cord.
- Connect the signal cable to the DP (optional) and/or HDMI (optional) input socket of the monitor, and the DP (optional) and/or HDMI (optional) output socket of the graphics card on the computer. Then tighten the thumbscrews on the signal cable connector.
- Connect the USB Cable(Optional)
Connect the USB 3.0 cable to port for fast charge.
Connect the USB 3.0 cable to port.
- Insert the monitor power cable into the power port at the back of the monitor.
- Connect the power adapter and power cord to the monitor, then to a properly grounded AC outlet.



Note: Audio output is only for audio output model. Please check user manual for more instruction.

PLEASE READ THIS BEFORE SETTING UP YOUR MONITOR.

To ensure that your PC can support this NVIDIA® G-SYNC™

HDR monitor, download and install the latest graphics driver and firmware for your GEFORCE® GTX 10 Series graphics card from this link:

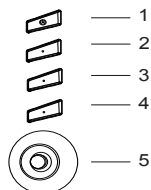
<http://www.nvidia.com/object/nv-uefi-update.html>

For additional support, please contact Acer Customer Care at





<http://www.acer.com/worldwide/support/>

G-SYNC :

G-SYNC requires an NVIDIA GeForce GTX 1070 BOOST GPU or higher. For more information, visit the nVidia® website: <http://www.nvidia.com/page/home.html>



External controls

1	Power button	Turns the monitor on/off. Blue indicates power on. Amber indicates standby/ power saving mode.
2	Function key 	a. Press to view Main page. Press again to enter hotkey1 function. b. When the Function Menu is active, press this key to view the basic information for your monitor and current input or reset the custom color settings to the factory defaults.
3	Function key 	a. Press to view Main page. Press again to enter hotkey2 function. b. When the Function Menu is active, press this button to select scenario mode or game mode.
4	Function key 	a. Press to view Main page. Press again to enter Input select function. b. When the Function Menu is active, this button will quit the OSD.
5	Function key 	a. Press to view Main page. Press again to enter next function in the Function Menu. b. The single toggle button on the backside of the Display bezel operates like a joystick. To move the cursor, simply toggle the button in four directions. Press the button to select desired option. Red indicates operable. Grey indicates inoperable.

Note: Acer monitor is purposed for video and visual display of information obtained from electronic devices.

Regulations and safety notices

FCC notices

This device has been tested and found to comply with the limits for a Class B digital device pursuant to Part 15 of the FCC rules. These limits are designed to provide reasonable protection against harmful interference in a residential installation. This device generates, uses, and can radiate radio frequency energy and, if not installed and used in accordance with the instructions, may cause harmful interference to radio communications. However, there is no guarantee that interference will not occur in a particular installation. If this device does cause harmful interference to radio or television reception, which can be determined by turning the device off and on, the user is encouraged to try to correct the interference by one or more of the following measures:

- Reorient or relocate the receiving antenna.
- Increase the separation between the device and receiver.
- Connect the device into an outlet on a circuit different from that to which the receiver is connected.
- Consult the dealer or an experienced radio/television technician for help.

CE declaration of conformity

Hereby, Acer Inc., declares that this LCD monitor is in compliance with the essential requirements and other relevant provisions of EMC Directive 2014/30/EU, Low Voltage Directive 2014/35/EU, and RoHS Directive 2011/65/EU and Directive 2009/125/EC with regard to establishing a framework for the setting of ecodesign requirements for energy-related product.

Notice: Shielded cables

All connections to other computing devices must be made using shielded cables to maintain compliance with EMC regulations.

Notice: Peripheral devices

Only peripherals (input/output devices, terminals, printers, etc.) certified to comply with the Class B limits may be attached to this equipment. Operation with non-certified peripherals is likely to result in interference to radio and TV reception.

Caution

Changes or modifications not expressly approved by the manufacturer could void the user authority, which is granted by the Federal Communications Commission, to operate this product.

In order to prevent damage to the monitor, do not lift the monitor by its base.

Operation conditions

This device complies with Part 15 of the FCC Rules. Operation is subject to the following two conditions: (1) this device may not cause harmful interference, and (2) this device must accept any interference received, including interference that may cause undesired operation.

Notice: Canadian users

CAN ICES-3(B)/NMB-3(B)

Disposal of waste equipment by user in private household in the European Union



This symbol on the product or on its packaging indicates that this product must not be disposed of with your other household waste. Instead, it is your responsibility to dispose of your waste equipment by handing it over to a designated collection point for the recycling of waste electrical and electronic equipment. The separate collection and recycling of your waste equipment at the time of disposal will help to conserve natural resources and ensure that it is recycled in a manner that protects human health and the environment. For more information about where you can drop off your waste equipment for recycling, please contact your local city office, your household waste disposal service or the shop where you purchased the product.

SPECIFICATION

LCD Panel	Driving system	TFT Color LCD	
	Size	27"W (69cm)	
	Pixel pitch	0.15mm(H) x 0.15mm(V)	
	Brightness	Native 350nits, HDR mode: peak 400nits	
	Contrast	1,000:1 (Native)	
	Viewable angle	178° (H) 178° (V) (CR≥10) (Typical)	
	Response time	4ms (G to G, Typical)	
	Panel Type	In-Plane Switching	
	Video	Digital interface	
	H-Frequency	30KHz-140KHz(3840x2160@60Hz) 52kHz-322kHz(3840x2160@144Hz)	
	V-Frequency	24Hz-60Hz(3840x2160@60Hz) 24Hz-144Hz(3840x2160@144Hz)	
Display Colors		1.07B Colors	
Dot Clock		600MHz	
Max. Resolution		3840x2160@120Hz Normal mode: HDMI: 3840x2160@60Hz, DP: 3840x2160@120Hz Overclocking mode: DP: 3840x2160@144Hz	
Plug & Play		VESA DDCCI/DDC2B	
Energy Efficiency Class		D	
*Annual Energy Consumption		103 (kWh) (for HDMI-input Model)	
Power consumption @200cd/m ²	ON Mode	68W(typ.)	
	Sleep Mode	0.45W(typ.)	
	Off Mode	0.35W(typ.)	
Input Connector		HDMI (Only HDMI Model) DP (Only DP-Input Model) USB Hub / USB3.0 x 4 (Only USB Hub Model)	
Input Video Signal		DP signal (Only DP Model) HDMI signal (Only HDMI-Input Model)(Optional)	
Speakers		4W x 2	
Audio		Audio-Output (Only Audio-Output Model)	
Maximum Screen Size		Horizontal:596.16mm Vertical:335.34mm	
Power Source		100-240V~, 50/60Hz	
Environmental Considerations		Operating Temp: 0° to 40°C Storage Temp: -20° to 60°C Operating Humidity: 20% to 80%	
Dimensions		629.0(W) x 441~541(H) x 307.2(D)mm	
Weight (N. W.)		9.04kg Unit (net)	
Mechanism spec		Tilt: -5° to 23° (Only at the highest point can 23 degrees of recline be offered for the angle of elevation) Swivel: +/- 20° Height adjustment: 100 mm Pivot: No Detachable foot stand: No	
External Controls:	Functions	Peak/Ref. White Contrast Dark boost Blue Light Backlight Response SDR Variable Backlight Auto Brightness Auto Black Level Relative Gamma SDR Colors sRGB DP YCbCr sRGB HDMI YCbCr sRGB Color Temp. Volume	Over Drive Over Clock Aim point Language OSD timeout Transparency Refresh rate num OSD Lock Input Ambient Light Hot Key Assignment Wide Mode Deep Sleep Quick Start Mode

* All specifications are subject to change without notice.

Find manuals and other documents for your Acer product on the official Acer support website.

*Annual energy consumption is calculated using the typical power consumption 4 hours per day, 365 days per year.



Acer Incorporated
8F, 88, Sec. 1, Xintai 5th Rd., Xizhi
New Taipei City 221, Taiwan

English

Declaration of Conformity

We,

Acer Incorporated

8F, 88, Sec. 1, Xintai 5th Rd., Xizhi, New Taipei City 221, Taiwan

And,

Acer Italy s.r.l.

Via Lepetit, 40, 20020 Lainate (MI) Italy

Tel: +39-02-939-921 ,Fax: +39-02 9399-2913

www.acer.it

Product:	LCD Monitor
Trade Name:	Acer
Model Number:	XB273K
SKU Number:	XB273K XXXXXX
	("x" = 0~9, a~z, A~Z, or blank)

We, Acer Incorporated, hereby declare under our sole responsibility that the product described above is in conformity with the relevant Union harmonization legislations as below Directive and following harmonized standards and/or other relevant standards have been applied:

☒ **EMC Directive: 2014/30/EU**

<input checked="" type="checkbox"/> EN 55032:2012/AC:2013 Class B	<input checked="" type="checkbox"/> EN 55024:2010
<input checked="" type="checkbox"/> EN 55032:2015/AC:2016 Class B	<input checked="" type="checkbox"/> EN 61000-3-3:2013
<input checked="" type="checkbox"/> EN 61000-3-2:2014 Class D	

☒ **LVD Directive: 2014/35/EU**

<input checked="" type="checkbox"/> EN 60950-1:2006/A11:2009/A1:2010/A12:2011/A2:2013

☒ **RoHS Directive: 2011/65/EU**

<input checked="" type="checkbox"/> EN 50581:2012

☒ **ErP Directive: 2009/125/EC**

<input checked="" type="checkbox"/> Regulation (EC) No. 1275/ 2008; EN 50564:2011

Year to begin affixing CE marking: 2018.

RU Jan / Sr. Manager
Acer Incorporated (Taipei, Taiwan)

Jul.30,2018

Date



Acer Incorporated
8F, 88, Sec. 1, Xintai 5th Rd., Xizhi
New Taipei City 221, Taiwan

Konformitätserklärung

Wir,

Acer Incorporated

8F, 88, Sec. 1, Xintai 5th Rd., Xizhi, New Taipei City 221, Taiwan,

Und

Acer Italy s.r.l.

Via Lepetit, 40, 20020 Lainate (MI) Italy

Tel.: +39-02-939-921, Fax: +39-02 9399-2913

www.acer.it

Produkt:

LCD-Monitor

Handelsbezeichnung:

Acer

Modellnummer:

XB273K

Artikelnummer:

XB273K XXXXXX

(„x“ = 0 bis 9, a bis z, A bis Z oder Leerzeichen)

Wir, Acer Incorporated, erklären hiermit in alleiniger Verantwortung, dass das oben beschriebene Produkt mit den relevanten Angleichungsrechtsvorschriften der Union entsprechend der nachstehenden Richtlinie übereinstimmt und folgende harmonisierte Standards und/oder anderen relevanten Standards angewandt wurden:

☑ EMV-Richtlinie: 2014/30/EU

☑ EN 55032:2012/AC:2013 Klasse B

☑ EN 55024:2010

☑ EN 55032:2015/AC:2016 Klasse B

☑ EN 61000-3-3:2013

☑ EN 61000-3-2:2014 Klasse D

☑ LVD-Richtlinie: 2014/35/EU

☑ EN 60950-1:2006/A11:2009/A1:2010/A12:2011/A2:2013

☑ RoHS-Richtlinie: 2011/65/EU

☑ EN 50581:2012

☑ Ökodesign-Richtlinie (ErP): 2009/125/EG

☑ Verordnung (EG) Nr. 1275/ 2008; EN 50564:2011

Jahr, in dem mit der Anbringung der CE-Kennzeichnung begonnen wird: 2018.

RU Jan / leitender Manager
Acer Incorporated (Taipeh, Taiwan)

Jul.30,2018

Datum



Acer Incorporated
8F, 88, Sec. 1, Xintai 5th Rd., Xizhi
New Taipei City 221, Taiwan

Déclaration de conformité

Nous,

Acer Incorporated

8F, 88, Sec. 1, Xintai 5th Rd., Xizhi, New Taipei City 221, Taiwan

Et,

Acer Italy s.r.l.

Via Lepetit, 40, 20020 Lainate (MI) Italy

Tél : +39-02-939-921, Fax : +39-02 9399-2913

www.acer.it

Produit :

Nom commercial :

Numéro de modèle :

Numéro SKU :

Moniteur LCD

Acer

XB273K

XB273K XXXXXX

(“x” = 0~9, a ~ z, A ~ Z, ou blanc)

Nous, Acer Incorporated, déclarons par la présente, sous notre seule responsabilité, que le produit décrit ci-dessus est conforme aux législations d'harmonisation pertinentes de l'Union comme la directive ci-dessous, et que les normes harmonisées suivantes et / ou d'autres normes pertinentes ont été appliquées :

☒ **Directive CEM : 2014/30/UE**

☒ EN 55032:2012/AC:2013 Classe B

☒ EN 55024:2010

☒ EN 55032:2015/AC:2016 Classe B

☒ EN 61000-3-3:2013

☒ EN 61000-3-2:2014 Classe D

☒ **Directive LVD : 2014/35/UE**

☒ EN 60950-1:2006/A11:2009/A1:2010/A12:2011/A2:2013

☒ **Directive RoHS : 2011/65/UE**

☒ EN 50581:2012

☒ **Directive ErP : 2009/125/CE**

☒ Règlementation (CE) n° 1275/2008; EN 50564:2011

Année de début concernant l'apposition du marquage CE : 2018.

RU Jan / Dirigeant

Acer Incorporated (Taipei, Taiwan)

Jul.30,2018

Date



Acer Incorporated
8F, 88, Sec. 1, Xintai 5th Rd., Xizhi
New Taipei City 221, Taiwan

Declaración de conformidad

Nosotros,

Acer Incorporated

8F, 88, Sec. 1, Xintai 5th Rd., Xizhi, New Taipei City 221, Taiwán

Y,

Acer Italy, S.R.L.

Via Lepetit, 40, 20020 Lainate (MI) Italy

Tel: +39-02-939-921, Fax: +39-02 9399-2913

www.acer.it

Producto:

Monitor LCD

Nombre comercial:

Acer

Número de modelo:

XB273K

Número de Referencia (SKU):

XB273K XXXXXX

("x" = 0-9, a ~ z, A ~ Z, o en blanco)

Nosotros, Acer Incorporated, por la presente declaramos bajo nuestra exclusiva responsabilidad que el producto descrito anteriormente cumple con la normativa de armonización correspondiente en la Unión Europea, la Directiva a continuación y las siguientes normas armonizadas y/o se han aplicado otras normas pertinentes:

☒ **Directiva CEM: 2014/30/UE**

☒ EN 55032:2012/AC:2013 Clase B

☒ EN 55024:2010

☒ EN 55032:2015/AC:2016 Clase B

☒ EN 61000-3-3:2013

☒ EN 61000-3-2:2014 Clase D

☒ **Directiva de baja tensión: 2014/35/UE**

☒ EN 60950-1:2006/A11:2009/A1:2010/A12:2011/A2:2013

☒ **Directiva RoHS: 2011/65/UE**

☒ EN 50581:2012

☒ **Directiva ErP: 2009/125/CE**

☒ Reglamento (CE) N° 1275/ 2008; EN 50564:2011

Año para empezar a aplicar el marcado CE: 2018.

RU Jan / Administrador Superior
Acer Incorporated (Taipei, Taiwán)

Jul.30,2018

Fecha



Acer Incorporated
8F, 88, Sec. 1, Xintai 5th Rd., Xizhi
New Taipei City 221, Taiwan

Italiano

Dichiarazione di conformità

Con la presente,

Acer Incorporated

8F, 88, Sec. 1, Xintai 5th Rd., Xizhi, New Taipei City 221, Taiwan

E,

Acer Italy s.r.l.

Via Lepetit, 40, 20020 Lainate (MI) Italy

Tel: +39-02-939-921, Fax: +39-02 9399-2913

www.acer.it

Prodotto:

Monitor LCD

Denominazione commerciale:

Acer

Numero modello:

XB273K

Numero articolo (SKU):

XB273K XXXXXX

("x" = 0~9, a~z, A~Z, o spazio)

Acer Incorporated, dichiara sotto la propria responsabilità che il prodotto sopra descritto è conforme alle pertinenti normative di armonizzazione dell'Unione, come le Direttive che seguono, e che sono state applicate le seguenti norme armonizzate e/o altre norme pertinenti:

☒ **Direttiva EMC: 2014/30/UE**

☒ EN 55032:2012/AC:2013 Classe B

☒ EN 55024:2010

☒ EN 55032:2015/AC:2016 Classe B

☒ EN 61000-3-3:2013

☒ EN 61000-3-2:2014 Classe D

☒ **Direttiva LVD: 2014/35/EU**

☒ EN 60950-1:2006 / A11:2009 / A1:2010 / A12:2011 / A2:2013

☒ **Direttiva RoHS: 2011/65/UE**

☒ EN 50581:2012

☒ **Direttiva ErP: 2009/125/CE**

☒ Regolamento (CE) numero 1275/ 2008; EN 50564:2011

Anno per iniziare l'apposizione della marcatura CE: 2018.

RU Jan / Senior Manager
Acer Incorporated (Taipei, Taiwan)

Jul.30,2018

Data



Acer Incorporated
8F, 88, Sec. 1, Xintai 5th Rd., Xizhi
New Taipei City 221, Taiwan

Conformiteitverklaring

Wij,

Acer Incorporated

8F, 88, Sec. 1, Xintai 5th Rd., Xizhi, New Taipei City 221, Taiwan

En,

Acer Italy s.r.l.

Via Lepetit, 40, 20020 Lainate (MI) Italy

Tel: +39-02-939-921, Fax: +39-02 9399-2913

www.acer.it

Product:	LCD-monitor
Handelsnaam:	Acer
Modelnummer:	XB273K
SKU-nummer:	XB273K XXXXXX
	("x" = 0~9, a ~ z, A ~ Z, of leeg)

Wij, Acer Incorporated, verklaren hierbij onder exclusieve verantwoordelijkheid dat het hierboven beschreven product voldoet aan de relevante wetten op harmonisering in de Unie zoals in de onderstaande Richtlijn en dat de geharmoniseerde normen en/of andere relevante standaarden werden toegepast:

☒ **EMC-richtlijn: 2014/30/EU**

- | | |
|--|---|
| <input checked="" type="checkbox"/> EN 55032:2012/AC:2013 Klasse B | <input checked="" type="checkbox"/> EN 55024:2010 |
| <input checked="" type="checkbox"/> EN 55032:2015/AC:2016 Klasse B | <input checked="" type="checkbox"/> EN 61000-3-3:2013 |
| <input checked="" type="checkbox"/> EN 61000-3-2:2014 Klasse D | |

☒ **LVD-richtlijn: 2014/35/EU**

- | |
|---|
| <input checked="" type="checkbox"/> EN 60950-1:2006/A11:2009/A1:2010/A12:2011/A2:2013 |
|---|

☒ **RoHS-richtlijn: 2011/65/EU**

- | |
|---|
| <input checked="" type="checkbox"/> EN 50581:2012 |
|---|

☒ **ErP-richtlijn: 2009/125/EG**

- | |
|--|
| <input checked="" type="checkbox"/> Verordening (EG) nr. 1275/ 2008; EN 50564:2011 |
|--|

Jaar om de CE-markering te beginnen aanbrengen: 2018.

RU Jan / Sr. Manager
Acer Incorporated (Taipei, Taiwan)

Jul.30,2018

Date



Acer Incorporated
8F, 88, Sec. 1, Xintai 5th Rd., Xizhi
New Taipei City 221, Taiwan

Português
brasileiro

Declaração de Conformidade

Nós,

Acer Incorporated

8F, 88, Sec. 1, Xintai 5th Rd., Xizhi, New Taipei City 221, Taiwan

E,

Acer Italy s.r.l.

Via Lepetit, 40, 20020 Lainate (MI) Italy

Tel: +39-02-939-921, Fax: +39-02 9399-2913

www.acer.it

Produto:

Monitor LCD

Designação comercial:

Acer

Número do modelo:

XB273K

Número SKU:

XB273K XXXXXX

("x" = 0~9, a~z, A~Z, ou espaço em branco)

Nós, Acer Incorporated, declaramos sob nossa exclusiva responsabilidade que o produto acima descrito está em conformidade com a legislação de harmonização da União e que foram aplicadas as Diretivas e normas indicadas abaixo e/ou outras normas relevantes:

☒ **Diretiva CEM: 2014/30/UE**

☒ EN 55032:2012/AC:2013 Classe B

☒ EN 55024:2010

☒ EN 55032:2015/AC:2016 Classe B

☒ EN 61000-3-3:2013

☒ EN 61000-3-2:2014 Classe D

☒ **Diretiva LVD: 2014/35/UE**

☒ EN 60950-1:2006/A11:2009/A1:2010/A12:2011/A2:2013

☒ **Diretiva RSP: 2011/65/UE**

☒ EN 50581:2012

☒ **Diretiva ErP: 2009/125/CE**

☒ Regulamentação (CE) N°. 1275/ 2008; EN 50564:2011


Ano para iniciar a utilização da marca CE: 2018.

RU Jan / Administrador
Acer Incorporated (Taipé, Taiwan)

Jul.30,2018

Data

Regulatory Compliance



acer



Q41G27M2786XXA