



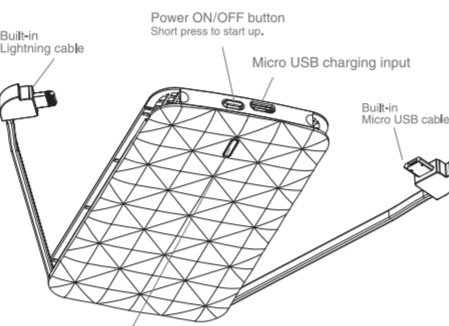
Safety precautions

Please read the following carefully before using the iWALK product. Incorrect use or incompatibility with device may result in reduced battery performance or damage to your device.

01. Check device voltage for compatibility with this product.
02. Do not insert any metallic object into the product. This may cause the unit to short out.
03. Keep product out of direct sunlight (storage temperature: -10 °C – 40 °C).
04. Do not disassemble or mishandle product.
05. Do not place product in high-temperature environments, to avoid risk of fire or explosions.
06. Avoid leaving product in a humid environment.
07. Keep product out of reach of children and pets.
08. When liquid from the product is spilled, do not rub. Rinse eyes with clean water and seek medical treatment if injury is necessary.
09. In case electrolyte splashes to skin or cloth, wash with clean water immediately.
10. Product will heat up slightly when charging and discharging.
11. Please use standard SV1/Madapter to charge the product. It will take a longer time to charge the product through computer.
12. Market capacity is based on internal 3.7 V standard battery.
13. In case of abnormal situation, please stop using the product immediately and contact our service department.

※ Thank you for using this digital product of our company. In order to let you experience the product swimmingly, detailed instruction is provided which you can find the product's introduction, usage and other information. Before using this product, please read the manual carefully, so that you can correctly use it. In case of any printing or translation error, we apologize for the inconvenience. As for the content change, we are sorry for no further notice.

Ports and Controls



LED power indicators

Power on: Connect your device with **UB0300Q**, and press the button to charge.
Press the button to see the battery power.

The relationship between discharging indicators and battery power:

- 1) Three lights stay on: power 67%-100%
- 2) Two lights stay on: power 33%-66%
- 3) One light stays on: power 18% - 33%

4) One light flash; power <10%

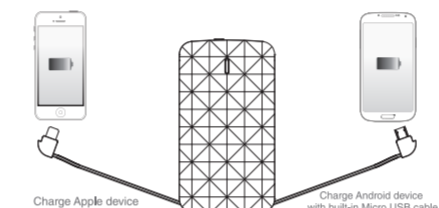
Three lights off, power=0. At this point, **UBO3000** is unable to charge any devices. Power indicator will be off after 5 seconds, press the power button to see the remaining battery.

- While product is being charged, 3 lights would flash in turn; and once the product is fully charged, all 3 lights would stop flashing.
- The product with pass-through technology supports charging one device while self charging.

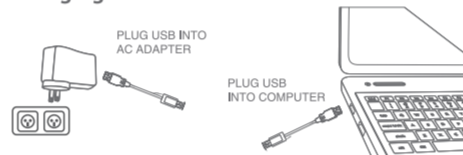
Operation instructions

Be sure the charging voltage of your device is compatible with UBO3000

1. Connect UBO3000 with digital devices via correct ports.
2. Press the power button to start charging. The LED power indicator will show the remaining power.
3. Please disconnect UBO3000 after devices are fully charged.



Charging UBO3000



Charge UBO3000 by Micro USB adapter or by connecting with

(Please charge this product with a qualified adapter. Due to different charging methods and charging environments, the time needed for charging may vary.)

Specifications

Model No.	DUO 3000
Product Name	UBO 3000
Capacity	3.7V, 3000mAh (11.1WH)
CELL	Li-Polymer battery
DC-IN	5V / 1.0A
DC-OUT	5V / 1.0A
Size	109x60x9.5mm(4.29x2.36x0.37in)
Weight	80g(2.82oz)
Place of origin	Xiamen,China

Troubleshooting

1. UB03000 will not power on if unused for an extended period of time.
When UB03000 is left unused for an extended duration, it will discharge gradually until no power remains. Product will work normally after 2-3 minutes of charging. We suggest to charge the product every 3 months to maintain its best functionality.
2. UB03000 heats up during charge and discharge cycles.
This is a common occurrence, due to power consumption, and will not affect products functionality. The product will not overheat due to its built-in overcharge protection circuitry.

Smart unleashed

Warranty card

Thank you for purchasing this IWALK product.
Our product's warranty period is 12 months starting from the date of purchase. Within the warranty period free service will be provided if the product has any quality problems (requires warranty card with distributor's official stamp and valid S/N).

Paid service: customer will incur a repair charge as follows:

- No valid warranty card or warranty card incompatible.
- No S/N or S/N incompatible with warranty card
- Malfunction caused by artificial damages (like external impact or submerging product into water, etc.)
- Misuse of the product. User has not followed the instructions in the manual.
- Product disassembled or repaired by individual or unauthorized service center.
- Damages caused by storing the product in a hot or humid environment.
- Defects or malfunctions due to acts of God.

Model no.	
Product name	
Serial no.	
Date of purchase	
Manufacturer	
Maintenance record	

Address	
Customer service date	
Customer name	

(Please complete warranty card and use for any future warranty service.)